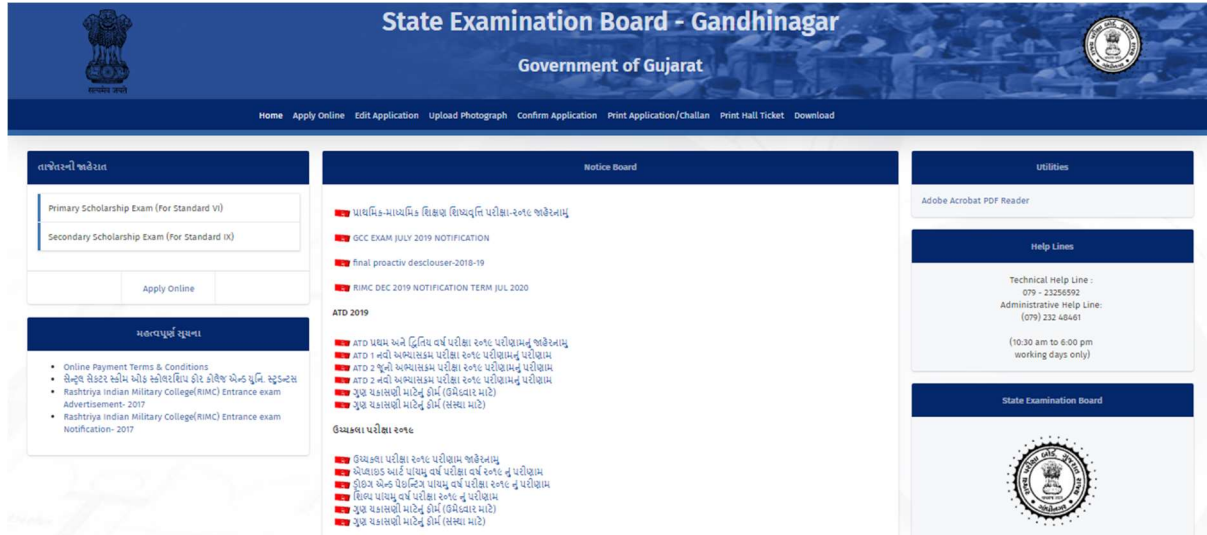


State Examination Board, Gandhinagar

User Manual for Scholarship Application Fill-up

- 1) www.sebexam.org, To apply for Scholarship Examination, kindly click on Apply online from the home page.



- 2) On Apply online page, kindly go through “How to Apply” manual to understand the procedure of applying for the scholarship examination. Click on “Apply” Button to proceed.

You may also read the Notification for the scholarship examination.



Advertise No	Title	Last Date (dd/mm/yyyy)	How to Apply	Notification	Apply
શ્રી:૨૧૫૫/૫૧-૫૧/૨૦૧૬/૩૦૧૬-૩૦૦૭	Primary Scholarship Exam (For Standard VI) માધ્યમી સ્તરેથી પરીક્ષા (વોરશ-૫)	26-Aug-2019	How to Apply	Notification	Apply
શ્રી:૨૧૫૫/૫૧-૫૧/૨૦૧૬/૩૦૧૬-૩૦૦૭	Secondary Scholarship Exam (For Standard IX) સેકન્ડરી સ્તરેથી પરીક્ષા (વોરશ-૯)	26-Aug-2019	How to Apply	Notification	Apply

4) After submit, a pre-filled form will be shown, kindly confirm your personal details and School details. If in case of change in School, enter new School DISE code, click on “Change School” button, your school details will be updated for this examination. Enter mobile number of Parents and Principal/Teacher mobile no. Kindly click on Submit to submit your form.

The screenshot shows a web form titled "PERSONAL INFORMATION OF THE CANDIDATE". It contains fields for personal details and school information. A red arrow points to the "Change School" button with the text "Enter School DISE code to change School". Another red arrow points to the "Submit" button with the text "Click on Submit to submit form".

PERSONAL INFORMATION OF THE CANDIDATE		
Student U-DISE Number: 240703087011410005		
First Name (Student's Name) KARANBHAI	Middle Name (Father's Name) MAHENDRABHAI	Last Name (Surname) BAKHUDDIA
Date of Birth 19-01-2009	Gender Male	Category OBC
Studying Class 6	Area in which Candidate Resides --Select Area--	

SCHOOL ADDRESS INFORMATION		
Name and address of the school/institution in which studying at Class VI Level		
School DISE Number 24070308701	Change School	
School DISE Number 24070308701	School Name ZEZARA PRIMARY SCHOOL	District AHMEDABAD
Taluka VIRANGAM	Cluster ZEZARA	Village ZEZARA
Type of the institute Local body	Area in which the school is located 1-Rural	Pincode
School / Institute Address		

OTHER INFORMATION			
Father's Mobile	Principals / Teacher's Mobile	Email ID	Confirm EmailID

Submit Cancel

5) After Submit kindly note your Application number which will be used for further process.

The screenshot shows the website header for "State Examination Board - Gandhinagar, Government of Gujarat". A message box displays the following text: "Thank You For Giving your Information. Your Record is Saved Successfully. Your Application Number is PSE6100028 , Please Note this Application Number for any changes in form. Click Here For Upload Photo / Signature." A red arrow points to the "Click Here For Upload Photo / Signature" link.

After Submit kindly note the Application number

6) After submitting form, click on “Upload Photograph”, enter application number and date of birth to proceed.

Upload Photo & Signature

Application Number *

Application Number

Date of birth *

Submit Cancel

7) Select both photo and signature and then click on upload button to upload photo and signature.

Upload Photo & Signature

PERSONAL INFORMATION OF THE CANDIDATE

Student U-DISE Number: [REDACTED]

First Name (Student's Name) Middle Name (Father's Name) Last Name (Surname)

Upload Photograph And Signature

Photo Signature

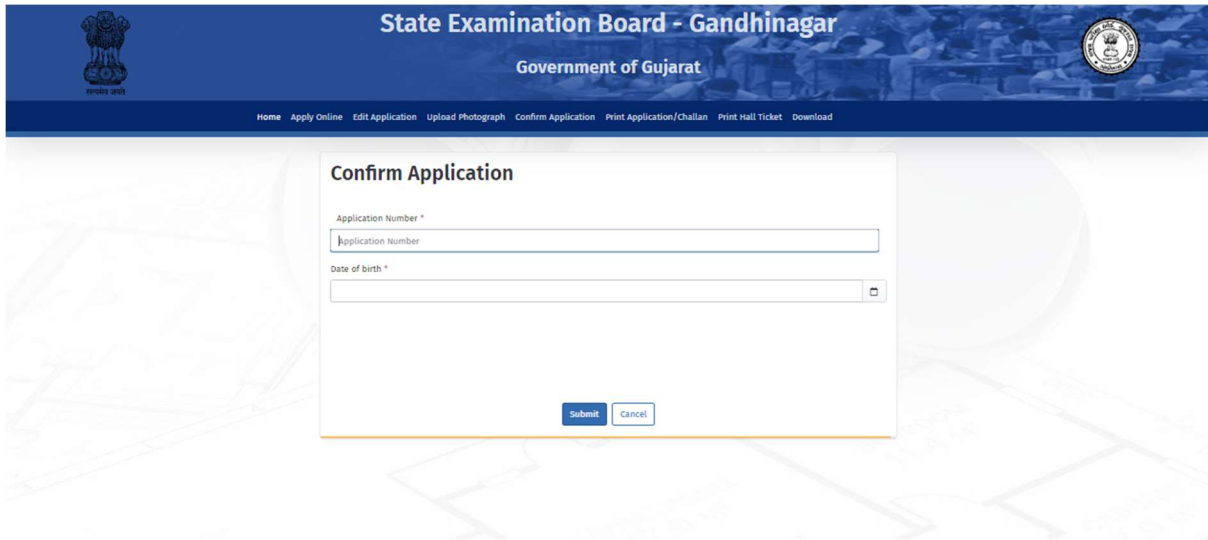
Choose Photo Browse Choose Signature Browse

Upload Confirm Application Cancel

Photo અને Signature Upload કરવા માટેની અનુભવની સુધારાઓ :-

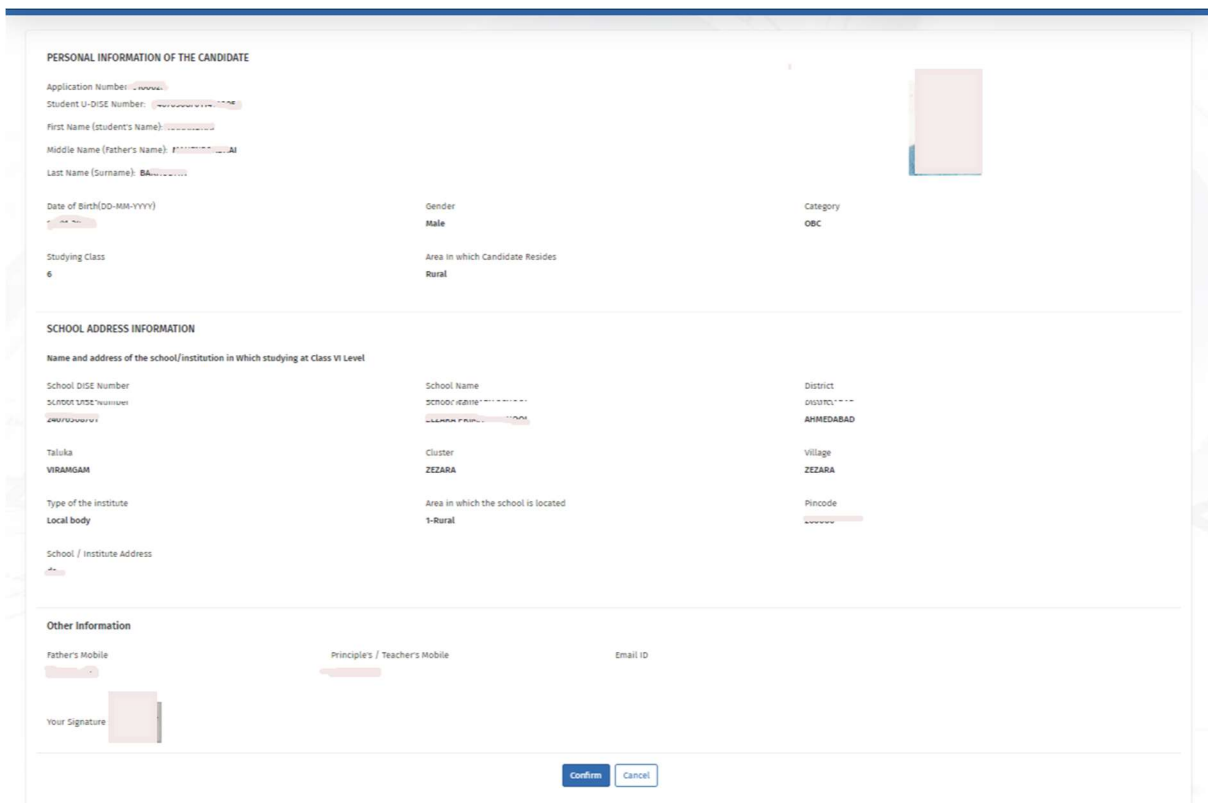
- (i) Photo સ્કેન કરીને JPG ફોર્મેટમાં અપલોડ કરવો (પાસપોર્ટ સાઈઝ).
- (ii) Photo નું માપ 5 સે.મી. ઊંચાઈ(હાઈટ) અને 3.5 સે.મી. પહોળાઈ(વિડ્થ) હોવું જોઈએ.
- (iii) Photo અને Signature ની Size 15 KB થી વધારે રાખવી નહિ.
- (iv) જો Photo અને Signature ની Size 15 KB થી વધી જાયતો Scanner ની DPI Resolution ના સેટિંગ્સ અડલોને કરીથી સ્કેન કરવું.
- (v) Signature માટે સરેરાશ 312x79 ટિપ્સ ઠાવવા/બંધ કરવામાં સહી કરીને તેને સ્કેન કરીને JPG ફોર્મેટમાં અપલોડ કરો.
- (vi) Signature નું માપ 2.5 સે.મી. ઊંચાઈ(હાઈટ) અને 7.5 સે.મી. પહોળાઈ(વિડ્થ) હોવું જોઈએ.

- 8) Next, click on “Confirm Application”, enter application number and date of birth to proceed.



The screenshot shows the 'Confirm Application' page on the State Examination Board - Gandhinagar website. The page has a blue header with the board's name and logo. Below the header is a navigation menu with options: Home, Apply Online, Edit Application, Upload Photograph, Confirm Application, Print Application/Challan, Print Hall Ticket, and Download. The main content area features a white form titled 'Confirm Application' with two input fields: 'Application Number *' and 'date of birth *'. At the bottom of the form are 'Submit' and 'Cancel' buttons.

- 9) Confirm your details and then click on confirm button to confirm your application, after confirming you will not be able to edit the application.



The screenshot displays the 'PERSONAL INFORMATION OF THE CANDIDATE' form. It is divided into several sections: 'PERSONAL INFORMATION OF THE CANDIDATE', 'SCHOOL ADDRESS INFORMATION', and 'Other Information'. The 'PERSONAL INFORMATION OF THE CANDIDATE' section includes fields for Application Number, Student U-DISE Number, First Name, Middle Name, Last Name, Date of Birth, Gender (Male), Category (OBC), Studying Class (6), and Area in which Candidate Resides (Rural). The 'SCHOOL ADDRESS INFORMATION' section includes fields for School Name, District (AHMEDABAD), Taluka (VIRAMGAM), Cluster (ZEZARA), Village (ZEZARA), Type of the Institute (Local body), Area in which the school is located (Rural), and Pincode. The 'Other Information' section includes fields for Father's Mobile, Principals / Teachers Mobile, Email ID, and Your Signature. At the bottom of the form are 'Confirm' and 'Cancel' buttons.

- 10) After Confirming form, click on “Print Application/Challan”, enter confirmation number and date of birth to proceed. You may select to print your confirmed application, post office challan, Pay online fees and print receipt (if fee is paid online)

The screenshot displays the website for the State Examination Board - Gandhinagar, Government of Gujarat. The header includes the board's name and logo, and a navigation menu with options: Home, Apply Online, Edit Application, Upload Photograph, Confirm Application, Print Application/Challan, Print Hall Ticket, and Download. The main content area is titled "Print Application Form / Challan" and contains the following elements:

- A "Confirmation Number *" input field with a redacted value.
- A "Date of birth *" input field with a calendar icon.
- A "Submit" button.
- Buttons for "Print Application" and "Refresh Status".
- A "Pay Fees :" section with two tabs: "Pay through post office" and "Pay Online".
- Under the "Pay through post office" tab, there is a "Print Challan" button.
- Under the "Pay Online" tab, there is an "Online Payment" button.
- The word "OR" is positioned between the two payment options.

- 11) Online payment page – enter your details of credit card/debit card/netbanking and proceed to complete transaction. No employee would ask you bank/card/otp details from our team.

The screenshot shows a web interface for online payment. On the left, there is a navigation menu with options: Credit Card (selected), Debit Card, Debit Card + ATM PIN, and Internet Banking. The main content area is titled 'Pay by Credit Card' and features logos for VISA and MasterCard. It contains several input fields: 'Card Number' (with a 'Show ID' button), 'Expiration Date' (split into 'Month' and 'Year' fields), 'CVV/CVC', and 'Card Holder Name'. A 'Make Payment' button is prominently displayed in yellow, with a 'Cancel' link below it. On the right side, a box displays 'Merchant Name: STATE EXAMINATION BOARD, GUJARAT STATE' and 'Payment Amount: ₹ 10.00'. The BillDesk logo is visible in the bottom right corner.

- 12) Post Office sample challan copy.

The image displays three identical sample copies of a Post Office challan. Each copy is headed 'Post Office Gujarat State Examination Board, Gandhinagar (SEB Scholarship) Primary Scholarship - 2019'. The top right corner features the PSE logo. The left side of each copy contains a barcode, a 'Confirmation No.', 'Applicant's Name', 'Category', and 'Application Fee: Exam Fee 40 + 12 (Service Charges) = Rs.52'. The right side is designated for a 'Stamp & Sign of Post office with Pincode'. The three copies are labeled at the bottom as 'Post Office Copy', 'SEB Office Copy', and 'Candidate Copy'.